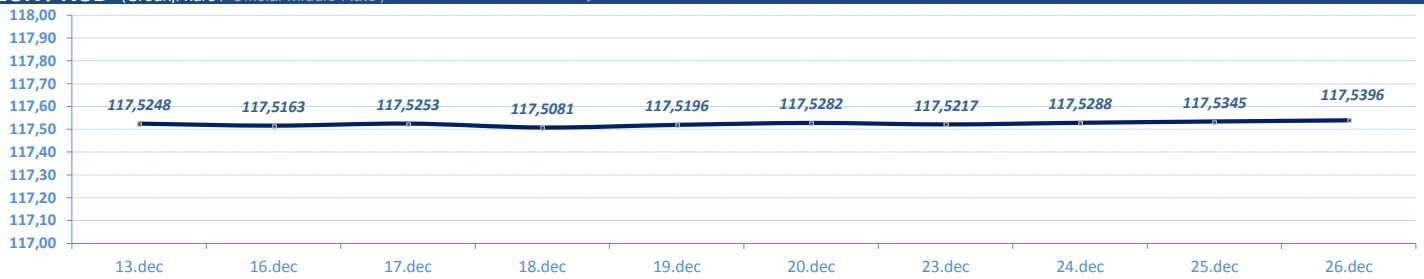


**VESTI / NEWS**

- ▶ **SREDNJI KURS EUR/RSD**: Dinar neznatno oslabio u odnosu na evro za 0,0051 dinara, srednji kurs 117,5396. Obim međubankarske trgovine evrom na dan 25. decembar do 12:30h iznosio je 29,9 miliona evra. NBS intervenisala na međubankarskom tržištu kupovinom 30 miliona evra (od početka godine ukupno prodala 405 miliona evra i kupila 2.965 miliona evra).
- ▶ **BEOGRADSKA BERZA**: Indeksi zabeležili različita kretanja vrednosti, BELEX15 viši za 0,65 odsto, BELEXline niži za 0,25%. Promet **neznatno manji** u odnosu na prethodni dan, na regulisanom tržištu najviše trgovano akcijama Aerodroma Nikola Tesla, NIS-a, Komercijalne banke, Impol Seval-a i Dunav osiguranja.

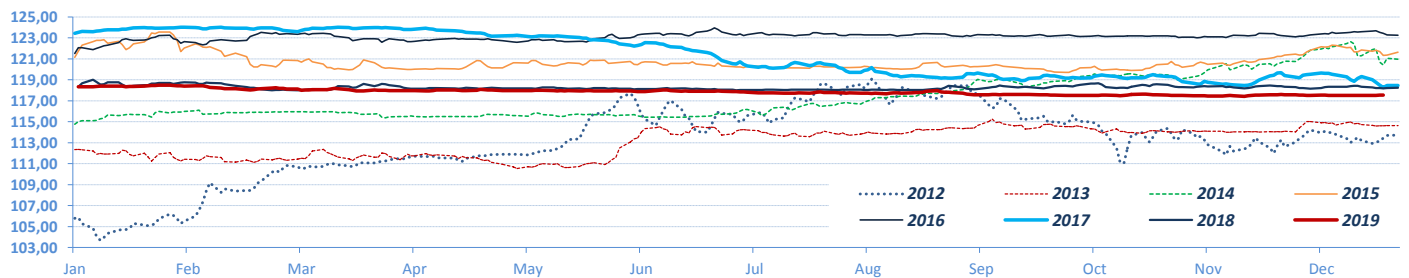
**DEVIZNO TRŽIŠTE / FX MARKET**

**EUR / RSD** (Srednji kurs / Official Middle Rate) ▶ 10 dana / 10 days

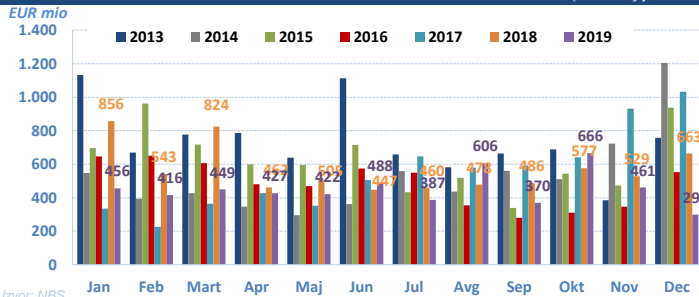


Izvor/Source: NBS

**EUR / RSD** (Srednji kurs/ Official middle rate) ▶ Jan - ....

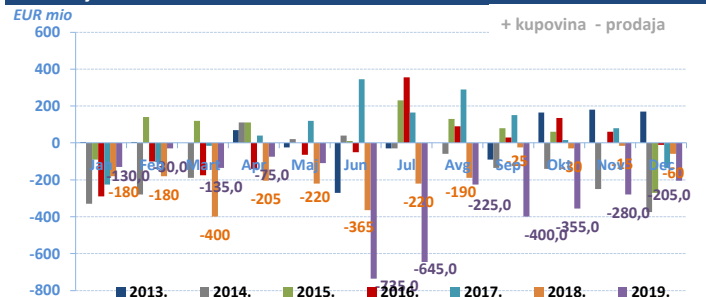


**Promet na međubankarskom tržištu / Volumes on FX Interbank market (eur only)**

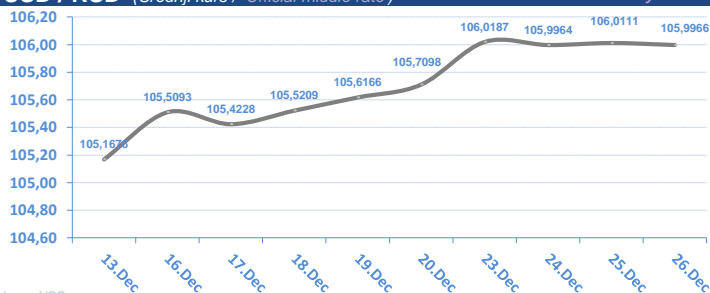


Izvor: NBS

**Intervencije NBS na deviznom tržištu / NBS Interventions on FX interbank market**

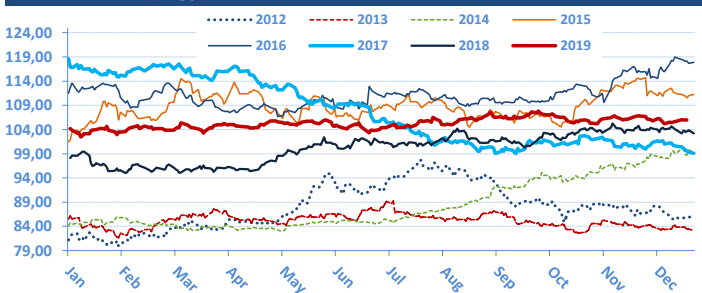


**USD / RSD** (Srednji kurs / Official middle rate) ▶ 10 dana / 10 days



Izvor: NBS

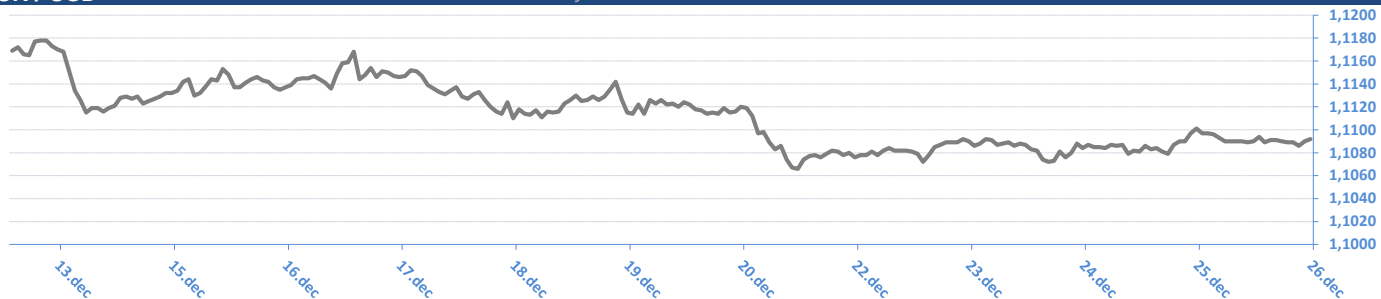
▶ Jan - ....



Monthly change	EUR/RSD	%	USD/RSD	%	Yearly change	EUR/RSD	%	USD/RSD	%
02.12.19	117,5665	0,04%	106,6943	1,33%	26.12.19	117,5396	-0,68%	105,9966	8,01%
01.11.19	117,5235	0,01%	105,2889	-2,38%	03.01.19	118,3439	0,00%	104,1851	6,16%
01.10.19	117,5135	-0,17%	107,8600	0,70%	03.01.18	118,3431	-4,14%	98,1367	-17,25%
02.09.19	117,7193	-0,02%	107,1149	0,55%	04.01.17	123,4512	1,59%	118,6004	6,34%
01.08.19	117,7449	-0,12%	106,5275	2,44%	04.01.16	121,5145	0,30%	111,5324	9,90%
01.07.19	117,8875	-0,04%	103,9939	-1,42%	05.01.15	121,1543	5,58%	101,4863	20,72%
03.06.19	117,9288	-0,03%	105,4914	-0,08%	03.01.14	114,7559	2,14%	84,0641	-1,67%
03.05.19	117,9626	-0,01%	105,5783	0,57%	03.01.13	112,3495	6,20%	85,4889	5,32%
01.04.19	117,9759	-0,13%	104,9794	1,06%	04.01.12	105,7880	-0,21%	81,1693	2,16%
01.03.19	118,1291	-0,25%	103,8772	0,32%	04.01.11	106,0156	10,47%	79,4541	18,48%
01.02.19	118,4266	0,07%	103,5469	-0,61%	04.01.10	95,9679	7,17%	67,0635	4,25%
03.01.19	118,3439	0,10%	104,1851	0,14%	05.01.09	89,5436	12,27%	64,3273	18,68%
03.12.18	118,2313		104,0402		03.01.08	79,7577		54,2016	

**EUR / USD**

► 10 dana / 10 days

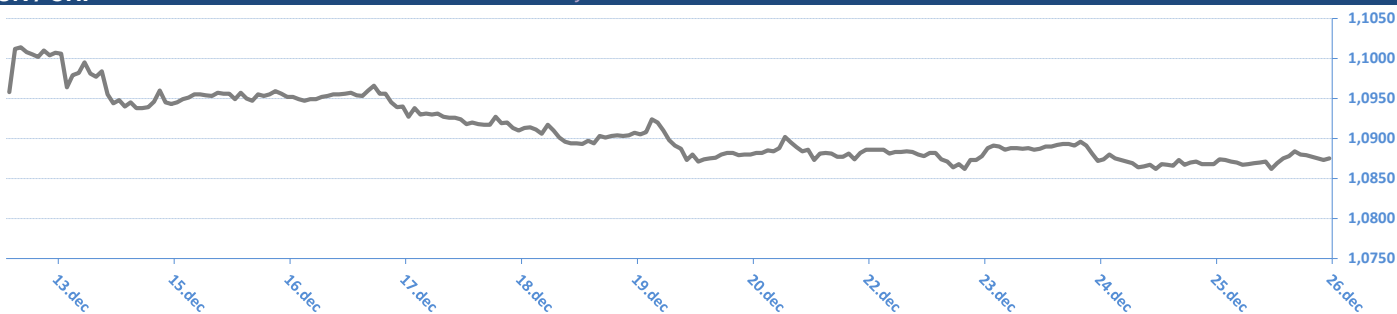


**EUR / USD**



**EUR / CHF**

► 10 dana / 10 days



**EUR / CHF**



Izvor / Source: Reuters

26.12.2019 09:43:40

**EUR / XX**

Valutni par / CCY pair	Kupovni/BID	Prodajni/ASK
EUR/USD	1,1094	1,1095
EUR/JPY	121,5300	121,5400
EUR/GBP	0,8540	0,8542
EUR/CHF	1,0872	1,0873
EUR/DKK	7,4711	7,4715
EUR/NOK	9,8777	9,8806
EUR/SEK	10,4264	10,4269
EUR/CAD	1,4588	1,4591
EUR/AUD	1,6011	1,6013
EUR/HUF	332,1700	332,2800
EUR/CZK	25,4470	25,4670
EUR/PLN	4,2613	4,2648
EUR/HRK	7,4400	7,4450
EUR/RUB	68,4752	68,4970
EUR/NZD	1,6684	1,6689

**USD / XX**

Valutni par / CCY pair	Kupovni/BID	Prodajni/ASK
USD/EUR	0,9013	0,9013
USD/JPY	109,5400	109,5600
USD/GBP	0,7698	0,7699
USD/CHF	0,9800	0,9804
USD/DKK	6,7341	6,7351
USD/NOK	8,9020	8,9080
USD/SEK	9,3971	9,4000
USD/CAD	1,3152	1,3153
USD/AUD	1,4432	1,4434
USD/HUF	299,2400	299,6400
USD/CZK	22,9380	22,9590
USD/SKK	21,5460	21,6000
USD/PLN	3,8424	3,8429
USD/HRK	6,7140	6,7180
USD/RUB	61,7422	61,7502
USD/NZD	1,5038	1,5047

\* Međunarodno devizno međubankarsko tržište / International FX Interbank Market

Izvor / Source: Reuters

**EURIBOR**

SW	-0,513
1M	-0,452
3M	-0,398
6M	-0,331
1Y	-0,248

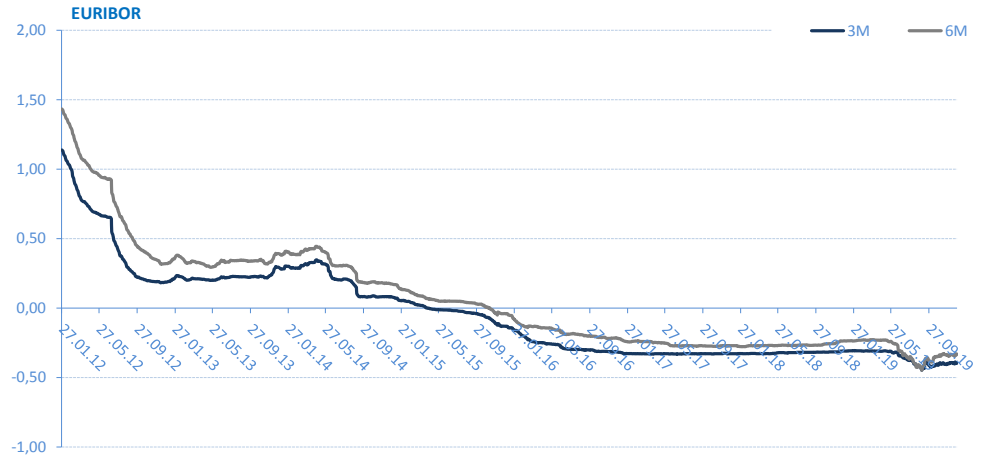
\* Izvor: Reuters; Objavljeno prethodnog radnog dana

**Kamatne stope Centralnih Banaka**

Interest rates of Central banks

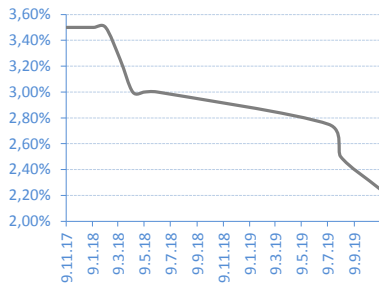
CB	Kamatna stopa / Interest rate
USD	1,75
EUR	0,00
GBP	0,75
CAD	1,75
AUD	0,75
JPY	0,10

\* Izvor: Reuters; Objavljeno prethodnog radnog dana



**REFERENTNA KAMATNA STOPA NBS / NBS Key Policy Rates**

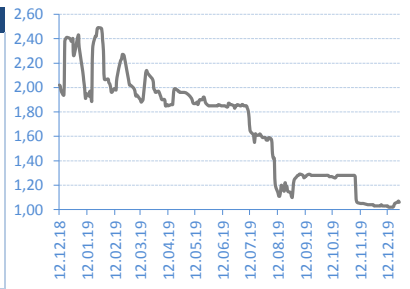
Date	Rate	Change (%)
07.11.19	2,25%	-10,00%
08.08.19	2,50%	-9,09%
11.07.19	2,75%	-8,33%
08.06.18	3,00%	0,00%
10.05.18	3,00%	0,00%
12.04.18	3,00%	-7,69%
14.03.18	3,25%	-7,14%
08.02.18	3,50%	0,00%
11.01.18	3,50%	0,00%
07.12.17	3,50%	



\* Izvor/Source : NBS

**BEONIA**

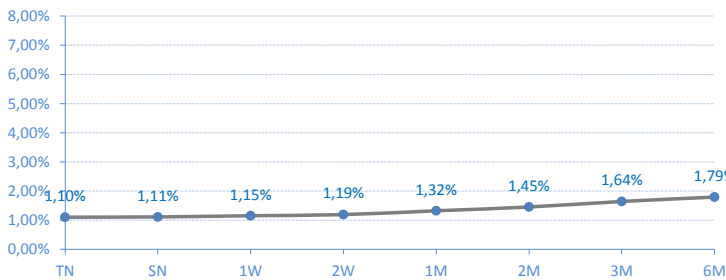
Date	Rate	Change (%)
25.12.19	1,06%	-0,93%
24.12.19	1,07%	0,94%
23.12.19	1,06%	0,95%
20.12.19	1,05%	1,94%
19.12.19	1,03%	0,98%
18.12.19	1,02%	0,00%
17.12.19	1,02%	0,00%
16.12.19	1,02%	0,00%
13.12.19	1,02%	-0,97%
12.12.19	1,03%	



\* Izvor/Source : Reuters; Objavljeno prethodnog radnog dana / Published on previous working day

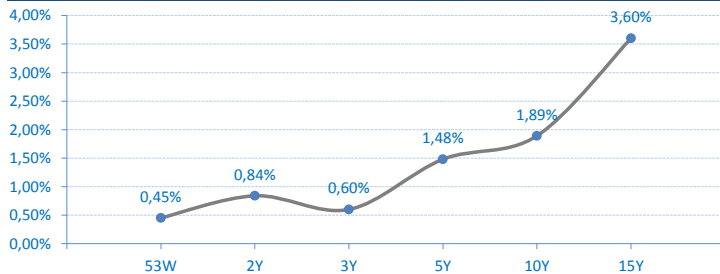
**Kamatne stope/Prinos na tržištu / Market Interest Rates**

**Belibor**



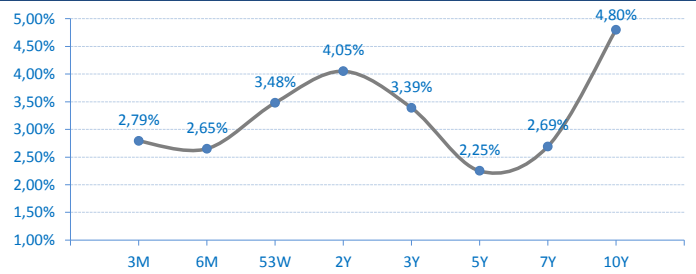
**Državne HOV Republike Srbije u Euvrima - prinosi sa poslednje aukcije**

Government bonds (EUR) of Republic of Serbia - yield on last primary auction



**Državne HOV Republike Srbije u Dinarima - prinosi sa poslednje aukcije**

Government bonds (RSD) of Republic of Serbia - yield on last primary auction



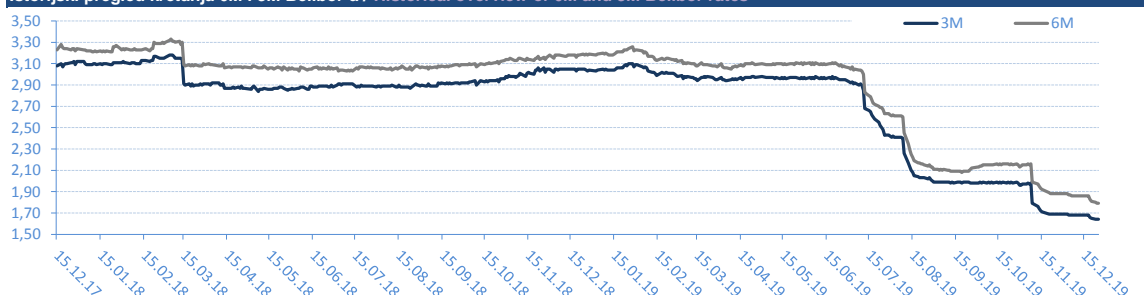
**BELIBOR**

**Trenutne stope / Current rates**

TN	1,10%
SN	1,11%
1W	1,15%
2W	1,19%
1M	1,32%
2M	1,45%
3M	1,64%
6M	1,79%

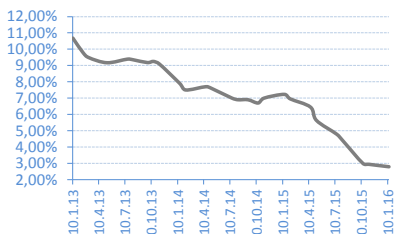
\* Izvor/Source : Reuters; Objavljeno prethodnog radnog dana / Published on previous working day

**Istorijski pregled kretanja 6M i 3M Belibor-a / Historical overview of 6M and 3M Belibor rates**



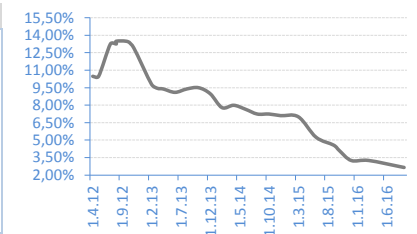
T-BILLS 3M - RSD

Date	Rate	Realisation
14.01.16	2,79%	100,00%
05.11.15	2,94%	100,00%
15.10.15	3,00%	92,18%
06.08.15	4,40%	96,26%
16.07.15	4,79%	98,47%
07.05.15	5,63%	92,92%
16.04.15	6,45%	100,00%
05.02.15	6,95%	45,05%



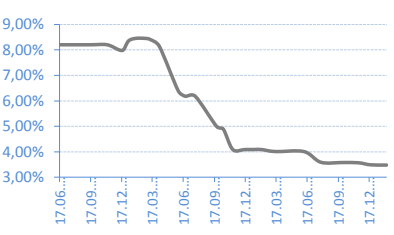
T-BILLS 6M - RSD

Date	Rate	Realisation
01.09.16	2,65%	23,03%
03.03.16	3,25%	96,46%
03.12.15	3,25%	97,22%
08.10.15	4,09%	100,00%
03.09.15	4,57%	87,90%
04.06.15	5,25%	93,30%
05.03.15	7,00%	21,33%
04.12.14	7,10%	100,00%



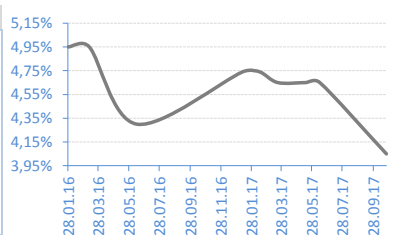
T-BILLS 53W - RSD

Date	Rate	Realisation
06.02.17	3,48%	17,91%
21.12.16	3,49%	32,22%
15.11.16	3,57%	45,64%
28.09.16	3,58%	52,92%
27.07.16	3,59%	49,07%
07.06.16	4,01%	78,06%
15.03.16	4,01%	16,73%
02.02.16	4,09%	63,42%



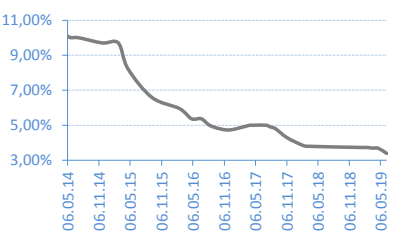
G-BONDS 2Y - RSD

Date	Rate	Realisation
24.10.17	4,05%	116,30%
13.06.17	4,65%	51,56%
16.05.17	4,65%	43,95%
21.03.17	4,65%	100,00%
13.02.17	4,74%	78,80%
10.01.17	4,74%	23,25%
13.06.16	4,30%	95,67%
10.03.16	4,95%	56,41%



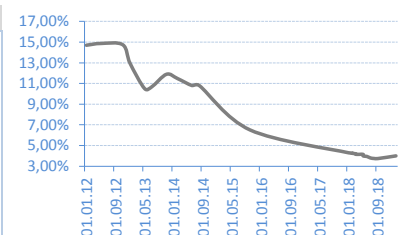
G-BONDS 3Y - RSD

Date	Rate	Realisation
11.06.19	3,39%	62,60%
23.04.19	3,68%	88,70%
19.03.19	3,69%	112,71%
20.02.19	3,73%	120,53%
15.01.19	3,73%	60,94%
28.02.18	3,80%	100,00%
30.01.18	3,88%	34,77%
06.11.17	4,29%	97,97%



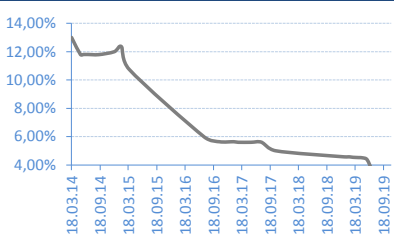
G-BONDS 5Y - RSD

Date	Rate	Realisation
10.12.19	2,25%	74,90%
05.02.19	4,00%	105,83%
11.09.18	3,74%	98,60%
14.08.18	3,75%	65,62%
17.07.18	3,80%	40,58%
05.06.18	3,95%	35,67%
22.05.18	3,99%	26,18%
08.05.18	4,15%	97,00%



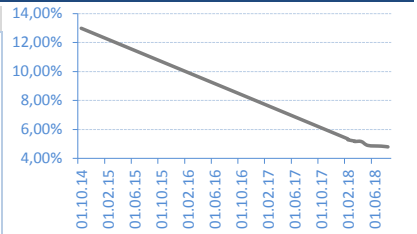
G-BONDS 7Y - RSD

Date	Rate	Realisation
05.11.19	2,69%	100,00%
01.10.19	3,40%	247,35%
03.09.19	3,40%	51,86%
06.08.19	3,50%	47,86%
09.07.19	3,59%	153,64%
04.06.19	4,37%	267,04%
07.05.19	4,50%	134,27%
10.04.19	4,52%	75,42%



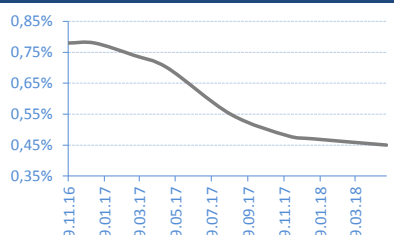
G-BONDS 10Y - RSD

Date	Rate	Realisation
07.08.18	4,80%	26,87%
10.07.18	4,85%	36,97%
15.05.18	4,90%	96,72%
03.04.18	5,17%	26,55%
20.03.18	5,17%	83,61%
06.03.18	5,20%	203,57%



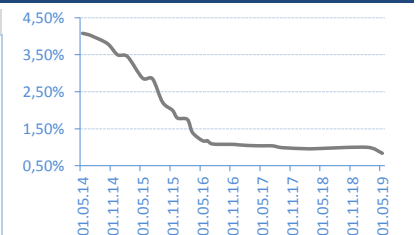
T-BILLS 53W - EUR

Date	Rate	Realisation
21.05.18	0,45%	100,00%
18.01.18	0,47%	98,00%
05.12.17	0,48%	100,00%
30.08.17	0,55%	50,00%
15.05.17	0,70%	91,30%
20.03.17	0,74%	60,00%
12.01.17	0,78%	46,20%
29.11.16	0,78%	100,00%



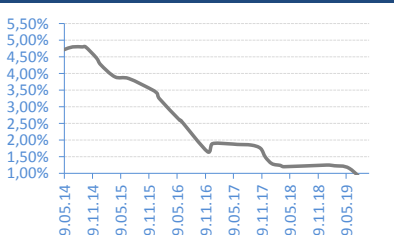
G-BONDS 2Y - EUR

Date	Rate	Realisation
27.05.19	0,84%	148,40%
19.02.19	1,00%	142,00%
22.03.18	0,96%	25,62%
01.02.18	0,96%	52,00%
14.09.17	0,99%	53,60%
12.07.17	1,04%	16,80%
23.05.17	1,04%	99,00%
14.02.17	1,05%	95,35%



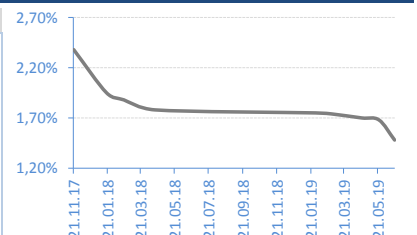
G-BONDS 3Y - EUR

Date	Rate	Realisation
23.10.19	0,60%	100,00%
18.06.19	1,15%	59,14%
12.03.19	1,23%	50,04%
23.01.19	1,25%	32,10%
20.04.18	1,20%	35,96%
28.03.18	1,24%	99,29%
02.02.18	1,29%	100,00%
21.12.17	1,49%	100,00%



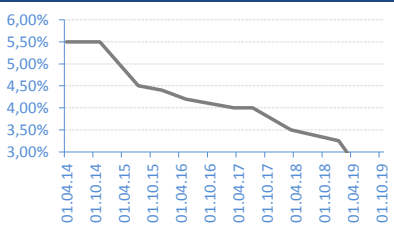
G-BONDS 5Y - EUR

Date	Rate	Realisation
20.06.19	1,48%	47,86%
23.05.19	1,68%	77,32%
22.04.19	1,70%	19,90%
27.02.19	1,74%	37,84%
29.01.19	1,75%	41,25%
16.04.18	1,78%	52,41%
19.02.18	1,88%	79,99%
19.01.18	1,95%	80,28%



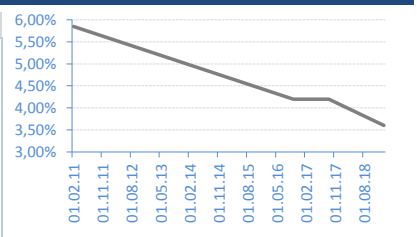
G-BONDS 10Y - EUR

Date	Rate	Realisation
09.10.19	1,89%	100,00%
16.01.19	3,25%	139,40%
26.03.18	3,50%	86,85%
13.07.17	4,00%	42,95%
15.03.17	4,00%	65,60%
25.05.16	4,20%	96,00%
04.12.15	4,40%	100,00%
28.07.15	4,50%	76,77%



G-BONDS 15Y - EUR

Date	Rate	Realisation
06.02.19	3,60%	100,00%
06.09.17	4,20%	70,13%
19.10.16	4,20%	100,00%



## AKCIJE / Shares - REGULISANO TRŽIŠTE / REGULATED MARKET

## Najtrgovanije HOV / Most Active

	Symbol	Closing price	% Change	Open	Max	Min	No of Trades	Volume	Volume RSD
Aerodrom Nikola Tesla a.d. Beograd	AERO	920	0,00%	900	920	900	39	10.008	9.203.209
NIS a.d. Novi Sad	NIIS	740	0,68%	740	740	735	52	12.331	9.123.915
Komercijalna banka a.d. Beograd	KMBN	3.106	3,57%	3.099	3.200	3.099	5	1.080	3.354.990
Impol Seval a.d. Sevojno	IMPL	3.499	5,04%	3.490	3.500	3.490	4	150	524.900
Dunav osiguranje a.d. Beograd	DNOS	3.316	-14,97%	3.316	3.316	3.316	2	16	53.056

## Dobitnici / Gainers

	Symbol	Closing price	% Change	Open	Max	Min	No of Trades	Volume	Volume RSD
Tigar a.d. Pirot	TIGR	42	7,69%	45	45	39	2	500	21.120
Impol Seval a.d. Sevojno	IMPL	3.499	5,04%	3.490	3.500	3.490	4	150	524.900
Komercijalna banka a.d. Beograd	KMBN	3.106	3,57%	3.099	3.200	3.099	5	1.080	3.354.990
Metalac a.d. Gornji Milanovac	MTLC	1.999	0,96%	1.999	1.999	1.999	1	25	49.975
NIS a.d. Novi Sad	NIIS	740	0,68%	740	740	735	52	12.331	9.123.915

## Gubitnici / Decliners

	Symbol	Closing price	% Change	Open	Max	Min	No of Trades	Volume	Volume RSD
Dunav osiguranje a.d. Beograd	DNOS	3.316	-14,97%	3.316	3.316	3.316	2	16	53.056
Valjaonica bakra Sevojno a.d. Sevojno	VBSE	2.999	-9,12%	2.999	3.000	2.999	3	12	35.991
Messer Tehnogas a.d. Beograd	TGAS	13.160	-3,78%	13.160	13.160	13.160	1	1	13.160

## AKCIJE / SHARES - MTP

## Najtrgovanije HOV / Most Active

	Symbol	Closing price	% Change	Bid (Volume)	Ask (Volume)	No of Trades	Volume	Volume RSD
Luka Leget a.d. Sremska Mitrovica	LKLG	1.500	0,00%	1500	1500	1500	3	297
Gosa montaza a.d. Velika Plana	GMON	2.200	1,80%	2200	2200	2200	3	122
Intereuropa - logisticke usluge a.d. Dobanovci	INEU	51.963	15,99%	52900	51400	51963	2	16

## Dobitnici / Gainers

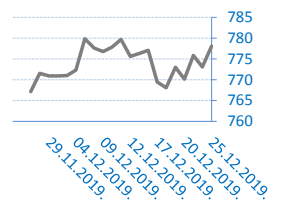
	Symbol	Closing price	% Change	Bid (Volume)	Ask (Volume)	No of Trades	Volume	Volume RSD
Intereuropa - logisticke usluge a.d. Dobanovci	INEU	51.963	15,99%	52900	51400	51963	2	16
Gosa montaza a.d. Velika Plana	GMON	2.200	1,80%	2200	2200	2200	3	122

## Gubitnici / Decliners

	Symbol	Closing price	% Change	Bid (Volume)	Ask (Volume)	No of Trades	Volume	Volume RSD
--	--------	---------------	----------	--------------	--------------	--------------	--------	------------

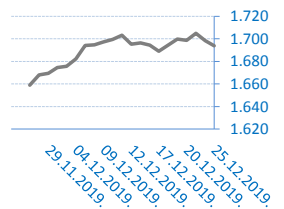
## BELEX15

Vrednost / Value	785,85
Promena / Change	7,76
%	1,00%



## BELEXline

Vrednost / Value	1.693,99
Promena / Change	-4,33
%	-0,25%



## Kontakti / Contacts:

**Srdan Tomašević**

srdjan.tomasevic@erstebank.rs

Trgovanje / Trading

011/220 9116

**Aleksandar Zarić**

aleksandar.zaric@erstebank.rs

Prodaja / Sales

011/220 9198

**Aleksandra Parčetić**

aleksandra.parcetic@erstebank.rs

Brokersko poslovanje / Brokerage

011/220 9159

**Vladimir Vulević**

vladimir.vulevic@erstebank.rs

Podrška i Razvoj / Support and Development

011 / 201 50 50

**Nenad Đurović**

nenad.djurovic@erstebank.rs

Trgovanje / Trading

011/ 220 9115

**Dušan Stević**

dusan.stevic@erstebank.rs

Prodaja / Sales

011/220 9118

**Goran Sladoje**

goran.sladoje@erstebank.rs

Prodaja / Sales

011/ 220 9132

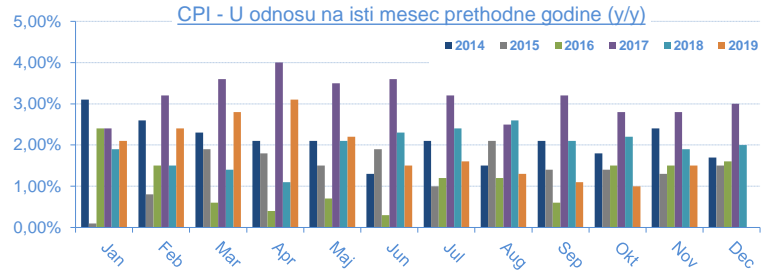
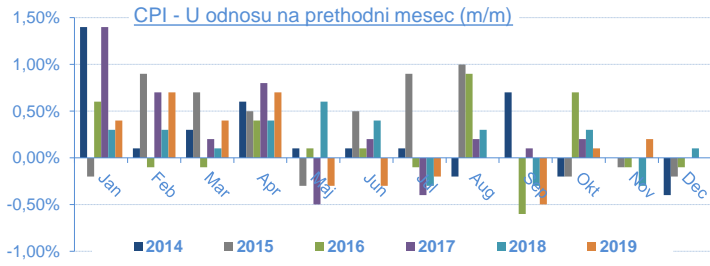
Izveštaj sačinio / Prepared by: Sektor sredstava / Treasury division

Informacije i cene iz ovog pregleda dobijene su iz izvora za koje verujemo da su pouzdani ali ne garantujemo njihovu tačnost i potpunost. Navedene informacije su važeće samo u trenutku njihovog sastavljanja a objavljuju se u ciju opšteg informisanja, pri čemu ne predstavljaju bilo kakav oblik investicionog saveta niti preporuke za investiranje niti na bilo koji način obavezuju Erste Bank ad Novi Sad u pogledu odgovornosti za štetu nastalu upotrebom informacija iz ovog pregleda.

The information and prices in this review are obtained from sources that we believe are reliable, but we do not guarantee their accuracy and completeness. The mentioned information is valid only at the time of their compilation and are published in the general information, whereby they do not represent any form of investment advice or recommendations for investing or in any way obligate Erste Bank ad Novi Sad in respect of liability for damages arising from the use of information referred to in of this review.

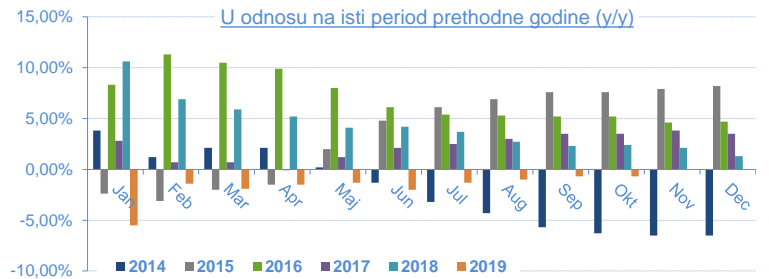
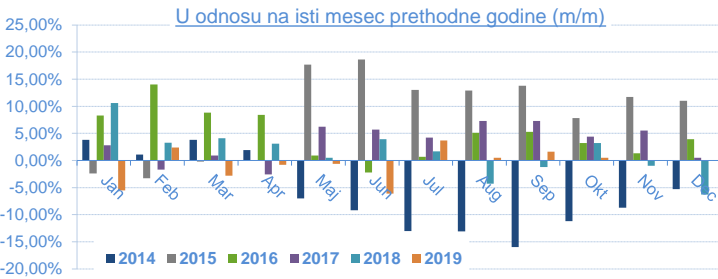
Indeks potrošačkih cena (Consumer Price Index - CPI) / 2018

	Jan	Feb	Mar	Apr	Maj	Jun	Jul	Aug	Sep	Okt	Nov	Dec
U odnosu na prethodni mesec (m/m)	0,40%	0,70%	0,40%	0,70%	-0,30%	-0,30%	-0,20%	0,00%	-0,50%	0,10%	0,20%	
U odnosu na isti mesec 2018. (y/y)	2,10%	2,40%	2,80%	3,10%	2,20%	1,50%	1,60%	1,30%	1,10%	1,00%	1,50%	
U odnosu na decembar 2018.		1,10%	1,50%	2,30%	2,00%	1,70%	1,50%	1,50%	1,00%	1,20%	1,40%	
Datum objavljivanja / Published date	22.02.19	12.03.19	12.04.19	13.05.19	12.06.19	12.07.19	12.08.19	12.09.19	11.10.19	12.11.19	12.12.19	



INDUSTRIJSKA PROIZVODNJA / Industrial production / 2019

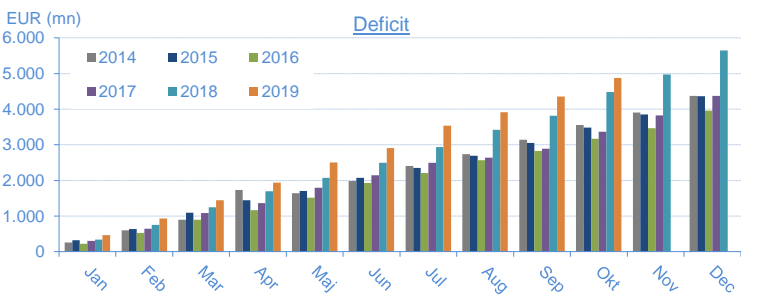
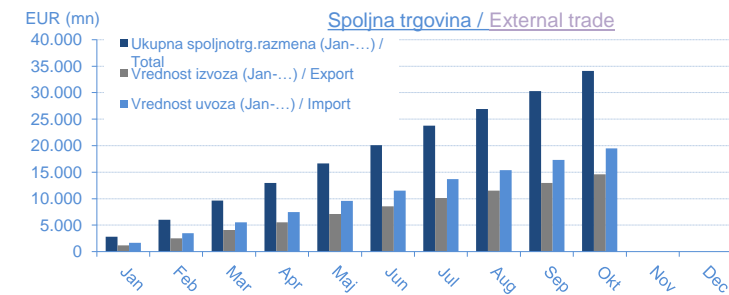
	Jan	Feb	Mar	Apr	Maj	Jun	Jul	Aug	Sep	Okt	Nov	Dec
U odnosu na isti mesec 2018 (m/m)	-5,50%	2,40%	-2,80%	-0,80%	-0,60%	-6,10%	3,70%	0,50%	1,60%	0,50%		
U odnosu na isti period 2018 (jan-...) (y/y)	-5,50%	-1,40%	-1,90%	-1,50%	-1,30%	-2,00%	-1,30%	-1,00%	-0,70%	-0,70%		
U odnosu na prosek 2018	-12,20%	-7,40%	2,30%	-4,40%	1,10%	-2,50%	1,70%		3,80%	10,50%		
Datum objavljivanja / Published date	28.02.19	29.03.19	30.04.19	31.05.19	28.06.19	31.07.19	30.08.19	30.09.19	31.10.19	29.11.19		



SPOLJNOTRGOVINSKA ROBNA RAZMENA / External Trade / 2019

\* u eur mln

Mesec/Month	Jan	Feb	Mar	Apr	Maj	Jun	Jul	Aug	Sep	Okt	Nov	Dec
Ukupna spoljnotrg.razmena (Jan-...) / Total	2.840,40	6.015,80	9.626,40	12.958,60	16.675,50	20.077,90	23.801,00	26.891,80	30.323,80	34.095,90		
Promena / Yearly change	7,80%	9,80%	8,10%	8,30%	9,70%	8,00%	9,00%	7,90%	7,90%	7,50%		
Vrednost izvoza (Jan-...) / Export	1.186,90	2.539,90	4.092,80	5.510,50	7.087,40	8.584,20	10.131,20	11.488,50	12.986,20	14.607,70		
Promena / Yearly change	3,00%	7,10%	6,90%	7,30%	8,30%	6,70%	7,20%	6,90%	7,00%	7,30%		
Vrednost uvoza (Jan-...) / Import	1.653,50	3.475,90	5.533,60	7.448,10	9.588,10	11.493,70	13.669,80	15.403,30	17.337,60	19.488,20		
Promena / Yearly change	11,50%	11,70%	9,00%	9,00%	10,80%	9,10%	10,40%	8,70%	8,70%	7,80%		
Deficit (jan-...)	466,70	936,00	1.440,80	1.937,70	2.500,70	2.909,50	3.538,60	3.914,80	4.351,40	4.880,50		
Promena / Yearly change	40,90%	26,50%	15,60%	14,20%	18,80%	17,00%	20,60%	14,50%	14,10%	9,20%		
Pokrivenost uvoza izvozom (Export/Import ratio)	71,80%	73,10%	74,00%	74,00%	73,90%	74,70%	74,10%	74,60%	74,9%	74,9%		
Datum objavljivanja / Published date	12.03.19	29.03.19	30.04.19	31.05.19	28.06.19	31.07.19	30.08.19	30.09.19	31.10.19	29.11.19		



BUDŽETSKI BALANS / Budget balance

\* u rsd mln

Budžetski balans u 2018.	32.183,97
January 2019	23.620,61
February 2019	-1.429,81
March 2019	-6.363,12
April 2019	-10.322,94
May 2019	2.776,26
June 2019	13.189,82
July 2019	27.059,77
August 2019	-1.883,59
September 2019	3.248,29
October 2019	14.877,82
November 2019	
December 2019	
Budžetski balans u 2019. / Total 2019	64.773,12
Planirani deficit u 2019. / Planned	-3.344,12
Ostvarenje plana / Realisation	
Datum ažuriranja / Published date	05.12.19

